




## UL Certified LED Panel Light(0-10V Dimming) 100LM/W, Standard version

SC-PSCAWXE6060-X40W  
SC-PSCAWXE3012-X40W  
SC-PSCAWXE6012-X50W



### Description

LED Square Panel Light . Using Light Guide Plate, it has the feature of uniform and smooth light beam, low glare, low light pollution, and excellent protection from eyestrain. It can be widely used as interior lighting in shops, supermarkets, malls and hospitals, etc

### Features

#### 1. Visual uniformity

- The edge-lit LED panels blend with various ceiling details and produce soft natural light

#### 2. Low glare lighting

- The edge mounted LEDs give even glare free special illumination. It produces a comfortable lighting environment.

#### 3. LED efficiency

- High lumen LED efficacy paired with high power factor drivers reduce operating cost.

#### 4. Luminaire construction

- A powder coat painted extruded aluminum frame encompasses the perimeter of multi-layered acrylic panel system.. The fireproof metal junction box is attached at the backside of the panel light.

#### 5. Cost and energy saving

- 50% more energy saving effect than fluorescent tubes.
- Low heat generation, extra energy saving effect through reduction of HVAC load.
- Easy installation: only 3 steps in 2 minutes, labor cost saving
- Around 9mm lamp body with very light weight, space and transportation cost saving

#### 6. Long life time

- More than 50,000 hours life time and 5 years warranty.



## Specifications

Model	CCT	SIZE (feet)	Color	LED Type	Lumen(lm) (±10%)	CRI	Beam angle	Power(W) (±10%)	Voltage (V)	Dimmer	Current (A)	PF
SC-PSCAWWE6060-X40W	3000K	2*2	warm white		4200 lm	>80	110°					
SC-PSCAWNE6060-X40W	4000K	2*2	natural white	2835	4400 lm	>80	110°	40W	AC100-277V 50/60Hz	0-10V	0.5	>0.95
SC-PSCAWCE6060-X40W	5000K	2*2	cool white		4400 lm	>80	110°					
SC-PSCAWWE3012-X40W	3000K	1*4	warm white		4200 lm	>80	110°					
SC-PSCAWNE3012-X40W	4000K	1*4	natural white	2835	4400 lm	>80	110°	40W	AC100-277V 50/60Hz	0-10V	0.5	>0.95
SC-PSCAWCE3012-X40W	5000K	1*4	cool white		4400 lm	>80	110°					
SC-PSCAWWE6012-X50W	3000K	2*4	warm white		5250 lm	>80	110°					
SC-PSCAWNE6012-X50W	4000K	2*4	natural white	2835	5500 lm	>80	110°	50W	AC100-277V 50/60Hz	0-10V	0.5	>0.95
SC-PSCAWCE6012-X50W	5000K	2*4	cool white		5500 lm	>80	110°					

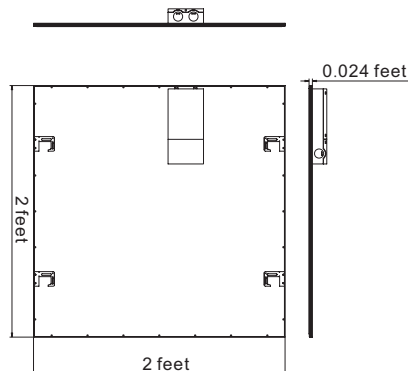
## Applications

X Series Square Panel Light can be used in hotels, meeting rooms, factories, offices, commercial purposes, residential, institution buildings, schools, hospitals, places which needs energy saving and high color rendering index lighting.



## Dimensions (Unit: feet)

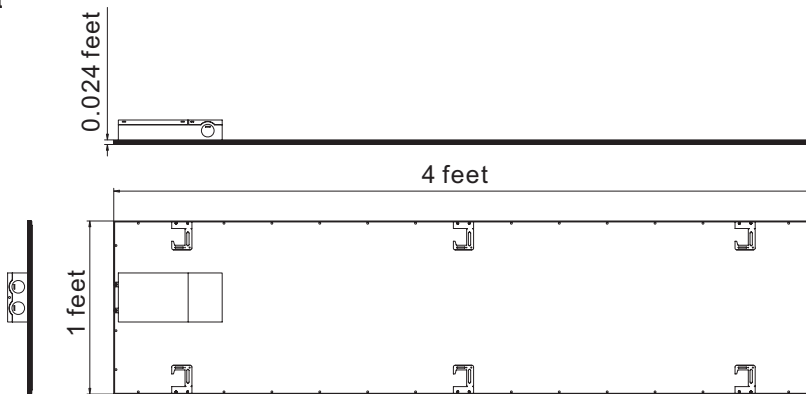
### 2x2 feet



All dimension tolerance is  $\pm 0.5$ mm unless otherwise noted.

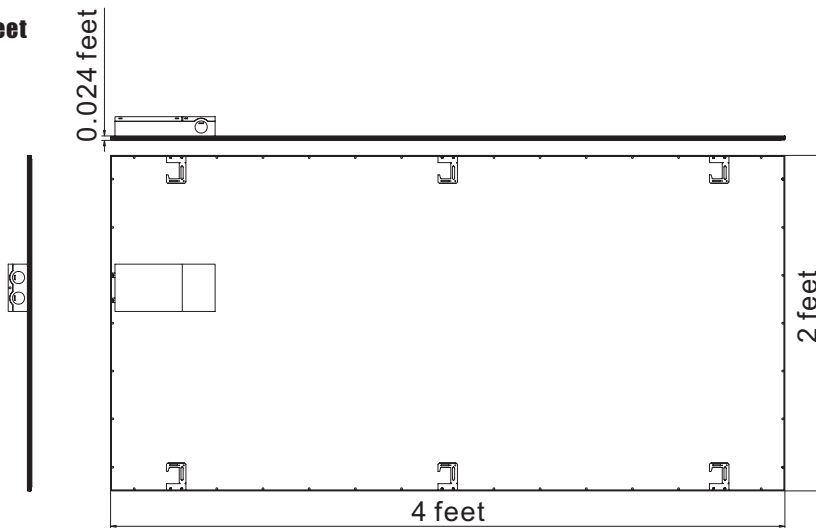


### 1x4 feet



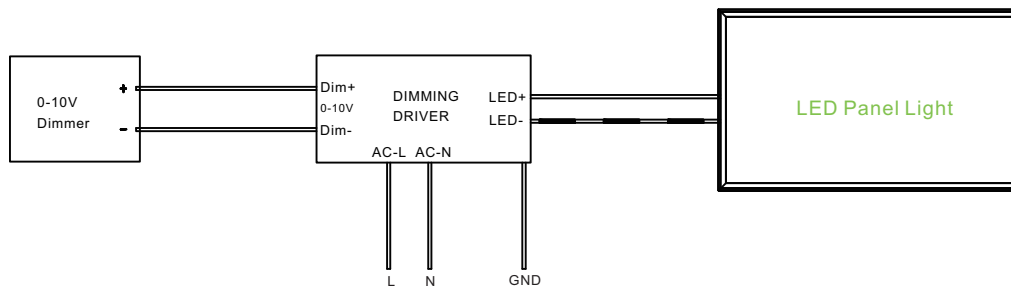
All dimension tolerance is  $\pm 0.5\text{mm}$  unless otherwise noted.

### 2x4 feet



All dimension tolerance is  $\pm 0.5\text{mm}$  unless otherwise noted.

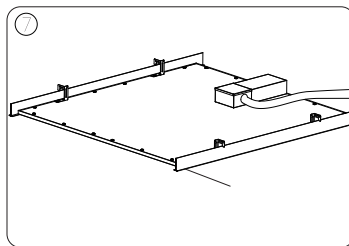
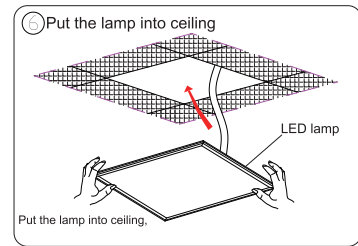
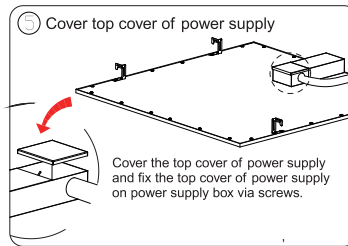
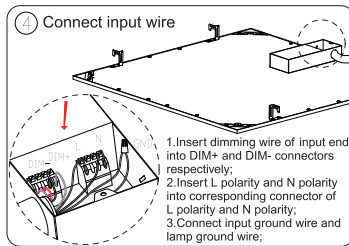
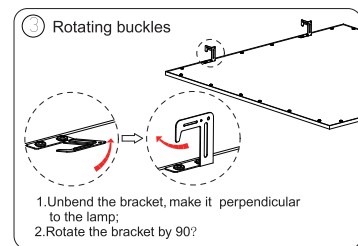
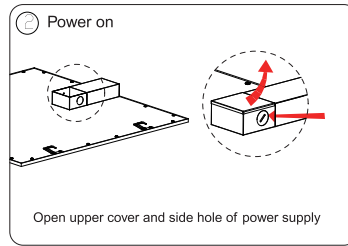
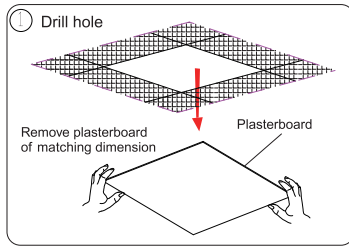
## Electrical Connection





## Installation Instructions

### Embedded Installation



### Product packaging information:

2*2	1*4	2*4
<ul style="list-style-type: none"> <li>● Net weight/PC: 3.0kg</li> <li>● gross weight/CTN: 15kg</li> <li>● Inner size: 649X647X108mm</li> <li>● Carton size: 670X675X240mm</li> <li>● 2pcs/inner box,2 inner boxes/carton</li> </ul>	<ul style="list-style-type: none"> <li>● Net weight/PC: 3.0kg</li> <li>● gross weight/CTN: 17kg</li> <li>● Inner size: 1256X349X108mm</li> <li>● Carton size: 1280X240X375mm</li> <li>● 2pcs/inner box,2 inner boxes/carton</li> </ul>	<ul style="list-style-type: none"> <li>● Net weight/PC: 6.0kg</li> <li>● gross weight/CTN: 28kg</li> <li>● Inner size: 1255X647X94mm</li> <li>● Carton size: 1290X680X220mm</li> <li>● 2pcs/inner box,2 inner boxes/carton</li> </ul>

### ! Notice

- 1.Please read the specification first, to make sure the service environment matches the condition in the specification before using.
- 2.Please confirm the applicable power supply before using.
- 3.Make sure the switch of product is off before connect to the power supply to prevent electric shock.
- 4.Operation against rules may damage your property even harm to your personal safety.
- 5.Preliminarily estimate required quantity of LED panel lights, then according to the power rating of single panel light to figure out the total power and design power supply plan.
- 6.Dangerous high voltage, Non-professionals are not allowed to maintain the products.
- 7.If the exterior flexible cable or wire is damaged, it must exchange by the supplier, its agent or other similar qualified personnels to avoid dangers.